



*One Stop Shop for all Catering Equipment...*

• ALUMINIUM • STAINLESS STEEL • BRASS & COPPER

**Shibu**<sup>®</sup>

**CRAFTING UTENSILS SINCE 1942**

PRODUCT RANGE - 2025

# Shibu ... The Story Since 1942



Shibu's journey began in 1942 with the establishment of Shibu Metal Works in the Brass city of Jagadhri. Originally focused on producing brass and copper sheets, circles, utensils and artwares, we quickly gained a reputation for quality and craftsmanship.

As times changed, so did consumer preferences. In the mid-1970s, aluminium became the preferred metal for cookware due to its lighter weight and superior cooking properties. Recognizing this

shift, Shibu Metal Works was reborn as Shibu Enterprises in 1974, embracing aluminium as our new primary material. Our aspiration was clear from the start - to create a legacy of the finest cookware in the world.

At Shibu, we understand the need to adapt and innovate continuously. In 2001, we expanded our operations with the establishment of Shibu Aluminium Industries to cater to a growing and diverse customer base.

This new facility allowed us to broaden our product range and maintain our commitment to quality and precision. The year 2008 marked another significant milestone with the birth of Shibu Metcast. Responding to the increasing demand for larger and heavier cooking pots, Shibu Metcast equipped us with ultra-modern, state-of-the-art machinery capable of producing hot-rolled and cold-rolled sheets and circles of virtually any size.

At Shibu, we believe in doing our best, and this dedication is evident in every product we create. We make utensils for the world, and our sales know no state or national boundaries. Our products, ranging from 200ml to 800 Liters, are designed to meet every need, ensuring complete customer satisfaction.

Shibu still makes the largest cooking pots in the world be it Aluminium, Brass, Copper or even Stainless Steel.



## TECHNICAL SPECIFICATIONS

### METRIC CONVERSIONS

1 inch	=	2.54 cm = 25.4 mm
1 Metre	=	39.3 inches
1 Kg	=	2.205 lbs
1 Kg	=	2.205 Pounds
1 Kg	=	35.27 Ounces

### LIQUID CONVERSIONS

1 ltr	=	1.1 Quarts
1 Qt	=	2 Pints
1 ltr	=	61 Cubic inches
1 ltr	=	0.022 Gallons (UK)
1 Gallon	=	4.55 Ltrs
1 ltr	=	1.76 Pint
1 ltr	=	35.2 Oz

### GAUGE CONVERSIONS

Gauge	Thickness
00 Swg	8.84 mm
0 Swg	8.23 mm
1 Swg	7.62 mm
2 Swg	7.01 mm
3 Swg	6.40 mm
4 Swg	5.89 mm
5 Swg	5.38 mm
6 Swg	4.88 mm
8 Swg	4.06 mm
10 Swg	3.25 mm
12 Swg	2.64 mm
14 Swg	2.03 mm
15 Swg	1.83 mm
16 Swg	1.63 mm
17 Swg	1.42 mm
18 Swg	1.22 mm
19 Swg	1.01 mm
20 Swg	0.91 mm
21 Swg	0.81 mm
22 Swg	0.71 mm

**Shibu** RE-INVENTING UTENSIL MAKING... SINCE 1942.

# ALUMINIUM COOKWARE

(1)



## Baby Topes



Size : 7x11  
 Thickness : 18 Swg  
 Water Capacity: 500 ml to 1.8 Ltr.

## Small Size Topes



Size : 12x18 | 19x28  
 Thickness : 12 | 10 Swg  
 Water Capacity : 1.5 to 22 Ltr.

## Medium Size Topes



Size : 29x36 | 38x50  
 Thickness : 8 | 6 Swg  
 Water Capacity : 24 to 115 Ltr.

## Large Size Topes



Size : 52x60 | 62x70  
 Thickness : 4 Swg  
 Water Capacity : 130 to 300 Ltr.

## X-Large Size Topes



Size : 72x76 | 78x84 | 88x100  
 Thickness : 4 Swg  
 Water Capacity : 338 to 850 Ltr.

## Madurai Tope (Round Bottom)



Size : 29x84  
 Thickness : same as regular topes  
 Water Capacity : 24 to 500 Ltr.

# ALUMINIUM COOKWARE

(2)

## Mathaar Tope



Size : 12x60  
Thickness : same as regular topes  
Water Capacity : 1.4 to 183 Ltr.

## Lagan



Size : 30x50 | 52x100  
Thickness : 6 | 4 Swg  
Water Capacity : 6 to 225 Ltr.

## Beaded Lagan



Size : 30x50 | 52x100  
Thickness : 6 | 4 Swg  
Water Capacity : 6 to 225 Ltr.

## Deep Tope / Kolgam



Size : 30x88  
Thickness : 6 Swg  
Water Capacity : 8 to 800 Ltr.

## Deep Tope/Kolgam (Maduri Shape)



Size : 30x88  
Thickness : 6 Swg  
Water Capacity : 8 to 800 Ltr.

## Parant



Size : 14x52  
Thickness : 14 | 12 Swg  
Water Capacity : 6 to 175 Ltr.

## Silverton Heavy Bottom Casseroles



Size : 10x28 | 30x60 | 64x68  
Thickness : 8 | 12 mm  
Water Capacity : 1.25 to 300 Ltr.

## Heavy Bottom Shallow Casseroles



Size : 12x60  
Thickness : 8 | 12 mm  
Water Capacity : 1 to 125 Ltr.

## Heavy Bottom Stock Pot



Size : 10x60  
Thickness : 5 | 8 mm  
Water Capacity : 2 to 350 Ltr.

## Heavy Bottom Sauce Pan



Size : 6x14  
Thickness : 5 | 8 mm  
Water Capacity : 1.5 to 21 Ltr.

## Heavy Bottom Fry Pan



Size : 7x14  
Thickness : 5 | 8 mm  
Water Capacity : 0.800 to 6 Ltr.

## Frying Brazier



Size : 6x24  
Thickness : 8 | 12 mm  
Water Capacity : 1.5 to 50 Ltr.

# ALUMINIUM COOKWARE

(3)

## Tub



Size : 30x72  
Thickness : 14 | 12 Swg  
Water Capacity : 18 to 350 Ltr.

## Tub with Pendi



Size : 30x72  
Thickness : 14 | 12 Swg  
Water Capacity : 18 to 350 Ltr.

## Tub Collander



Size : 30x72  
Thickness : 14 | 12 Swg  
Water Capacity : 18 to 350 Ltr.

## Boya



Size : 10x52  
Thickness : 18 | 14 Swg

## Pendi Boya / Collander



Size : 10x52  
Thickness : 14 | 12 Swg

## Light Karahi



Size : 7x14  
Thickness : 19 Swg  
Water Capacity : 1 to 8 Ltr.

## Regular Karahi



Size : 7x14  
Thickness : 12 Swg  
Water Capacity : 1 to 8 Ltr.

## XL Karahi



Size : 14x48  
Thickness : 6 | 4 Swg  
Water Capacity : 12.5 to 250 Ltr.

## Heavy Bottom Karahi



Size : 7x18  
Thickness : 5 | 8 mm  
Water Capacity : 0.700 to 19 Ltr.

## Lagan Degchi



Size : 14x44  
Thickness : 14 | 12 | 10 Swg  
Water Capacity : 1.5 to 25 Ltr.

## Joint Less Degra



Size : 14x44  
Thickness : 14 | 12 | 10 Swg  
Water Capacity : 2.5 to 38 Ltr.

## Welded Degra/Biryani Chambu



Size : 10x26  
Thickness : 8 | 6 Swg  
Water Capacity : 18 to 550 Ltr.

# ALUMINIUM COOKWARE

(4)

## Light Sauce Pan



Size : 9x18  
Thickness : 19 Swg  
Water Capacity : 0.800 to 5 Ltr.

## Regular Sauce Pan



Size : 10x24  
Thickness : 12 Swg  
Water Capacity : 1 to 8.5 Ltr.

## Hotel Sauce Pan



Size : 9x24  
Thickness : 14 | 16 Swg  
Water Capacity : 1 to 13 Ltr.

## Light Fry Pan (Beaded)



Size : 7x14  
Thickness : 19 Swg  
Water Capacity : 0.800 to 6 Ltr.

## Regular Fry Pan



Size : 7x14  
Thickness : 12 Swg  
Water Capacity : 0.800 to 6 Ltr.

## Hotel Fry Pan




Size : 7x18  
Thickness : 10 | 8 Swg  
Water Capacity : 1 to 12 Ltr.

## Baking Sheet



Size : 8x12 to 24x24  
Thickness : 18 | 16 | 14 Swg  
Water Capacity : .500 to 2.50 Ltr.

## Burfi Tray



Size : 8x12 to 24x24  
Thickness : 18 | 16 | 14 Swg  
Water Capacity : .800 to 4.75 Ltr.

## Rasgulla Tray



Size : 8x12 to 24x24  
Thickness : 18 | 16 | 14 Swg  
Water Capacity : 4.80 to 28.50 Ltr.

## Roasting Pan




Size : 8x12 to 24x24  
Thickness : 18 | 16 | 14 Swg  
Water Capacity : 4.80 to 28.50 Ltr.

## Welded Trays



Size : 8x12 to 24x24  
Thickness : 14 | 12 Swg  
Water Capacity : 1.6 to 9.00 Ltr.

## Box Tray



Size : 8x12 to 24x24  
Thickness : 14 | 12 Swg  
Water Capacity : 1.6 to 9.00 Ltr.

# ALUMINIUM COOKWARE

(5)

## Khomcha/Round Tray



Size : 10x40  
Thickness : 16 | 14 Swg  
Water Capacity : 1.50 to 48 Ltr.

## Kettle



Size : 10x28  
Thickness : 18 | 16 Swg  
Water Capacity : 1 to 20 Ltr.

## Milk Pan



Size : 6x12  
Thickness : 10 Swg  
Water Capacity : 1.2 to 11 Ltr.

## Sheet Tawa



Size : 8x14  
Thickness : 8 | 10 Swg

## Bucket



Size : 14x28  
Thickness : 16 Swg  
Water Capacity : 2.5 to 23 Ltr.

## Basin



Size : 12x24  
Thickness : 19 | 18 Swg  
Water Capacity : 3 to 25 Ltr.

## Online Cake Pan




Size : 5x8  
Thickness : 24 Swg  
Water Capacity : 200 ml to 1 Ltr.

## Cake Pan



Size : 1x8  
Thickness : 20 | 18 Swg  
Water Capacity : 1.25 to 8 Ltr.

## Pizza Tray



Size : 1x6  
Thickness : 14 | 12 Swg  
Water Capacity : 400 ml to 2.5 Ltr.

## Online Momo Steamer



Size : 7 | 7.5 | 8  
Thickness : 19 Swg  
Water Capacity : 5 to 6 Ltr.

## Momo Steamer



Size : 7x14  
Thickness : 18 | 16 Swg  
Water Capacity : 5 to 35 Ltr.

## Commercial Momo Steamer



Size : 16x22  
Thickness : 14 Swg  
Water Capacity : 42 to 70 Ltr.

# STAINLESS STEEL COOKWARE

(6)



## Small Size Tote



Size : 14x36  
Thickness : 1.5 | 2 | 3 mm  
Water Capacity : 3.2 to 41 Ltr.

## Medium Size Tote



Size : 29x50  
Thickness : 2 | 3 mm  
Water Capacity : 24 to 120 Ltr.

## X-Large Size Tote (Joint Less)



Size : 52x70  
Thickness : 3 mm  
Water Capacity : 130 to 300 Ltr.

Available in :



430 GRADE  
MAGNETIC



202 GRADE  
NON-MAGNETIC



304 GRADE  
LIFE TIME

# STAINLESS STEEL COOKWARE

(7)

## Welded Tope



Size : 30x100  
Thickness : As per requirement  
Water Capacity : 24 to 850 Ltr.

## Welded Lagan



Size : 50x100  
Thickness : As per requirement  
Water Capacity : 50 to 405 Ltr.

## Welded Kolgam



Flat Bottom

Round Bottom

Size : 38x100  
Thickness : As per requirement  
Water Capacity : 90 to 1625 Ltr.

## Welded Degra



Size : 6x24  
Thickness : 3 | 4 mm  
Water Capacity : 4 to 400 Ltr.

## Welded Collander



Size : 16x44  
Thickness : 2 mm

## Pressure Cooker



Size : 15 to 100 Ltr.  
Thickness : 2 | 3 mm

# STAINLESS STEEL COOKWARE

(8)

## Welded Tub



Size : 30x60  
Thickness : 1 mm  
Water Capacity : 18 to 200 Ltr.

## Welded Trays



Size : 9x12 to 14x20  
Thickness : 1 mm

## Welded Deep Tub



Size : 30x60  
Thickness : 1 mm  
Water Capacity : 25 to 300 Ltr.

## Box Trays



Size : 9x12 to 14x20  
Thickness : 1 mm

## Welded Pawali



Size : 12x24  
Thickness : 1 mm  
Water Capacity : 22 to 180 Ltr.

## Masala Dani



Size : 6x1, 9x1, 12x1  
Thickness : 1 mm

# STAINLESS STEEL COOKWARE

(9)

## Casseroles



Size : 14x48  
Thickness : 2 | 3 mm  
Water Capacity : 3.2 to 101 Ltr.

## Brazier Pot



Size : 20x60  
Thickness : 3 mm  
Water Capacity : 3.5 to 58 Ltr.

## Shallow Casseroles



Size : 20x48  
Thickness : 3 mm  
Water Capacity: 5.20 to 74.50 Ltr.

## Jalebi Thal



Size : 20x60  
Thickness : 3 | 5 mm  
Water Capacity : 3.5 to 58 Ltr.

## Stock Pot (Welded)



Size : 12x50  
Thickness : 2 | 3 mm  
Water Capacity : 2.75 to 203 Ltr.

## Lagan



Size : 30x70  
Thickness : 2 | 3 mm  
Water Capacity : 11 to 140 Ltr.

# STAINLESS STEEL COOKWARE

(10)

**Tasla**



Size : 1x11  
Thickness : 1.5 | 2 mm  
Water Capacity : 400 ml to 20 Ltr.

**Induction Karahi**



Size : 5x14  
Thickness : 2 mm  
Water Capacity : 0.5 to 9 Ltr.

**Hand Made Domestic Karahi**



Size : 7x14  
Thickness : 2 mm  
Water Capacity : .900 to 6.50 Ltr.

**Hand Made Heavy Duty Karahi**



Size : 10x24  
Thickness : 3 mm  
Water Capacity : 2.25 to 34.5 Ltr.

**Commercial Karahi**



Size : 16x48  
Thickness : 3 | 5 | 8 mm  
Water Capacity : 11.5 to 310 Ltr.

**Prachi Karahi**



Size : 18x48  
Thickness : 5 | 8 mm  
Water Capacity : 5 to 80 Ltr.

# STAINLESS STEEL COOKWARE

(11)

**Round Tawa**



Size : 16x48  
Thickness : 5 | 8 mm

**Square Tawa**



Size : 16x16 - 24x24  
Thickness : 5 | 8 mm

**Tawa**



Size : 9x12  
Thickness : 2 | 3 mm

**Rectangle Tawa**



Size : 14x18 | 16x20 | 18x24  
Thickness : 5 | 8 mm

**Oval Tawa**



Size : 14x18 | 16x20 | 18x24  
Thickness : 5 | 8 mm

**Tadka Pan**



Size : 1x4  
Thickness : 2 mm  
Water Capacity : 150 to 600 ml

**Sauce Pan**



Size : 10x24  
Thickness : 2 mm  
Water Capacity : 1 to 13 Ltr.

**Sauce Pot**



Size : 10x24  
Thickness : 2 mm  
Water Capacity : 1 to 13 Ltr.

**Parant**



Size : 20x48  
Thickness : 1 | 2 mm  
Water Capacity : 16 to 150 Ltr.

**Frypan**



Size : 6x14  
Thickness : 2 mm  
Water Capacity : 1 to 6 Ltr.

**Omelette Pan**



Size : 6x14  
Thickness : 2 mm  
Water Capacity : 1 to 6 Ltr.

**Momo Steamer**



Size : 8x18  
Thickness : 1 mm  
Water Capacity : 6 to 50 Ltr.

# BRASS & COPPER COOKWARE

(12)

## Topes/Patila



Size : 14x28 | 29x36  
Thickness : 18 | 16 Swg  
Water Capacity : 3.3 to 44 Ltr.

## Heavy Topes/Patila



### Madurai Topes

Size : 28x36 | 38x50 | 52x60  
Thickness : 14 | 10 | 8 Swg  
Water Capacity : 22 to 183 Ltr.

## Extra Heavy Bottom Topes



Size : 30x36 | 38x50 | 52x60  
Thickness : 5 | 6 mm  
Water Capacity : 27 to 183 Ltr.

## Langri



Size : 30x50 | 52x60 | 62x70  
Thickness : 14 | 10 | 8 Swg  
Water Capacity : 6 to 74 Ltr.

## Casseroles



Size : 14x28 | 30x36 | 40x48  
Thickness : 14 | 10 | 8 Swg  
Water Capacity : 2.5 to 100 Ltr.

## Parant



Size : 10x48  
Thickness : 18 | 16 Swg  
Water Capacity : 4 to 150 Ltr.

# BRASS & COPPER COOKWARE

**Degra**



Size : 14x36  
Thickness : 18 | 16 Swg  
Water Capacity : 2.5 to 25 Ltr.

**Lagan (Biryani Lagan)**



Size : 14x36  
Thickness : 16 | 14 Swg  
Water Capacity : 1.5 to 15 Ltr.

**Frypan**



FRYPAN



OMELETTE PAN

Size : 6x14  
Thickness : 14 | 12 Swg  
Water Capacity : 1 to 6.25 Ltr.

**Sauce Pan**



SAUCE POT

Size : 10x24  
Thickness : 14 | 12 Swg  
Water Capacity : 1 to 13 Ltr.

**Karahi**



Size : 7x14  
Thickness : 14 | 12 Swg  
Water Capacity : 1 to 6.50 Ltr.

**Momo Steamer**



Size : 8x18  
Thickness : 18 | 16 Swg  
Water Capacity : 6 to 50 Ltr.



A TRUSTED NAME IN UTENSILS

*From the M.D.'s Desk,*

Dear Customers,

We thank you for making Shibu a name that it is today and the goodwill that Shibu enjoys in the minds of users.

Brand image not of the product but of its users. We will always be indebted to you for the respect you have given to our products.

While all care and precaution it taken in producing your material we still do look forward to your comments and suggestions. We honour your opinion positive as well as critical while our dealer network is vast enough to cater to your needs, still we shall be happy to answer your queries and sort out any issues that you may have. Whether its a quality issue or supply problem, or even if it is a logistic supply chain problem please do not hesitate to contact us 24x7, 365 days a year. We shall be more than happy to even customize our products as per your needs.

Me and my team of experts will be ready to help you in any way we can.

With warm regards,

Sresht Garg  
(Managing Director)  
81989-00660

Shitanshu Garg  
(Managing Director)  
98120-30660

**For more information contact :**

**Domestic Sales :**  
Sandeep Gupta (98120-36160)

**Export Enquiries :**  
Shashank Kansal (98128-00660)

**Head Office & Works :**

**Shibu Enterprises**

30.1653, 77.3064  
GANDHI MARG, JAGADHRI-135003  
Haryana (INDIA)

**Export Division :**

**Shibu Aluminium Industries**

30.1698, 77.2881  
AMBALA ROAD, JAGADHRI-135003  
Haryana (INDIA)



**Shibu**

**CRAFTING UTENSILS SINCE 1942**

E-mail : [shitanshug@yahoo.com](mailto:shitanshug@yahoo.com), [shitanshug@gmail.com](mailto:shitanshug@gmail.com) • Website : [www.shibualuminium.com](http://www.shibualuminium.com)